



Youth and Junior Biathlon World Championships

HAUTE MAURIENNE FRANCE

24 - 31 January 2004



COMPETITION ANALYSIS / ANALYSE DE LA COMPÉTITION

YOUTH WOMEN 10 km INDIVIDUAL

SUN 25 JAN 2004

START TIME: 12.30 / END TIME: 13.45

Rank	Bib	Name	Nat.		T														
		Loop 1		Loop 2		Loop 3		Loop 4		Loop 5		Result	Behind	Rk.					
		Time	Rank	Time	Rank	Time	Rank	Time	Rank	Time	Rank								
1	23	BLONDEAU Marion	FRA		0										37:09.4	0.0	1		
Cumulative Time		8:32.9	+39.7	9	16:07.3	+43.1	3	23:52.2	0.0	1	31:55.2	0.0	1			37:09.4	0.0	1	
Loop Time		8:32.9	+39.7	9	7:34.4	+3.4	2	7:44.9	+18.1	2	8:03.0	+33.6	6	5:14.2	+23.0	11			
Ski Time		8:32.9	+40.9	25	16:07.3	+1:02.1	17	23:52.2	+1:20.2	12	31:55.2	+2:00.0	11				37:09.4	+2:23.0	12
Shooting	0			0			0			0									
Range Time		1:59.8	+41.3	16	1:29.0	+10.1	4	1:32.7	+2.0	3	1:48.0	+28.1	12				6:49.5	+2.6	2
Course Time		6:33.1	+8.2	8	6:05.4	+10.5	5	6:12.2	+16.1	4	6:15.0	+10.3	4	5:14.2	+23.0	11	30:19.9	+1:05.4	6
2	18	HANNI Sirlil	EST		1										37:40.8	+31.4	2		
Cumulative Time		7:53.2	0.0	1	15:24.2	0.0	1	24:18.1	+25.9	2	32:13.5	+18.3	2				37:40.8	+31.4	2
Loop Time		7:53.2	0.0	1	7:31.0	0.0	1	8:53.9	+1:27.1	17	7:55.4	+26.0	2	5:27.3	+36.1	21			
Ski Time		7:53.2	+1.2	2	15:24.2	+19.0	3	23:18.1	+46.1	3	31:13.5	+1:18.3	3				36:40.8	+1:54.4	4
Shooting	0			0			1			0									
Range Time		1:22.0	+3.5	2	1:24.5	+5.6	3	2:34.1	+1:03.4	18	1:26.3	+6.4	=4				6:46.9	0.0	1
Course Time		6:31.2	+6.3	6	6:06.5	+11.6	7	6:19.8	+23.7	12	6:29.1	+24.4	16	5:27.3	+36.1	21	30:53.9	+1:39.4	12
3	45	MOZHEVITINA Inna	KAZ		4										38:46.4	+1:37.0	3		
Cumulative Time		8:52.0	+58.8	15	18:05.2	+2:41.0	14	25:32.0	+1:39.8	5	33:55.2	+2:00.0	4				38:46.4	+1:37.0	3
Loop Time		8:52.0	+58.8	15	9:13.2	+1:42.2	22	7:26.8	0.0	1	8:23.2	+53.8	7	4:51.2	0.0	1			
Ski Time		7:52.0	0.0	1	15:05.2	0.0	1	22:32.0	0.0	1	29:55.2	0.0	1				34:46.4	0.0	1
Shooting	1			2			0			1									
Range Time		2:24.4	+1:05.9	17	3:18.3	+1:59.4	32	1:30.7	0.0	1	2:18.5	+58.6	14				9:31.9	+2:45.0	8
Course Time		6:27.6	+2.7	3	5:54.9	0.0	1	5:56.1	0.0	1	6:04.7	0.0	1	4:51.2	0.0	1	29:14.5	0.0	1
4	40	HLAVSOVA Tereza	CZE		2										39:03.3	+1:53.9	4		
Cumulative Time		8:09.4	+16.2	3	16:48.9	+1:24.7	4	24:47.6	+55.4	3	33:42.4	+1:47.2	3				39:03.3	+1:53.9	4
Loop Time		8:09.4	+16.2	3	8:39.5	+1:08.5	9	7:58.7	+31.9	4	8:54.8	+1:25.4	16	5:20.9	+29.7	16			
Ski Time		8:09.4	+17.4	=9	15:48.9	+43.7	7	23:47.6	+1:15.6	9	31:42.4	+1:47.2	9				37:03.3	+2:16.9	8
Shooting	0			1			0			1									
Range Time		1:44.2	+25.7	15	2:35.6	+1:16.7	=20	1:44.4	+13.7	12	2:31.2	+1:11.3	18				8:35.4	+1:48.5	4
Course Time		6:25.2	+0.3	2	6:03.9	+9.0	4	6:14.3	+18.2	6	6:23.6	+18.9	9	5:20.9	+29.7	16	30:27.9	+1:13.4	7
5	21	DONG Xue	CHN		4										39:17.1	+2:07.7	5		
Cumulative Time		7:56.4	+3.2	2	17:12.6	+1:48.4	6	26:48.2	+2:56.0	9	34:17.6	+2:22.4	7				39:17.1	+2:07.7	5
Loop Time		7:56.4	+3.2	2	9:16.2	+1:45.2	23	9:35.6	+2:08.8	32	7:29.4	0.0	1	4:59.5	+8.3	2			
Ski Time		7:56.4	+4.4	4	15:12.6	+7.4	2	22:48.2	+16.2	2	30:17.6	+22.4	2				35:17.1	+30.7	2
Shooting	0			2			2			0									
Range Time		1:18.5	0.0	1	3:17.3	+1:58.4	31	3:32.6	+2:01.9	42	1:19.9	0.0	1				9:28.3	+2:41.4	7
Course Time		6:37.9	+13.0	13	5:58.9	+4.0	2	6:03.0	+6.9	2	6:09.5	+4.8	2	4:59.5	+8.3	2	29:48.8	+34.3	2
6	14	SAMETS Oleksandra	UKR		2										39:29.2	+2:19.8	6		
Cumulative Time		9:06.1	+1:12.9	19	17:59.8	+2:35.6	13	26:04.5	+2:12.3	7	34:02.3	+2:07.1	5				39:29.2	+2:19.8	6
Loop Time		9:06.1	+1:12.9	19	8:53.7	+1:22.7	16	8:04.7	+37.9	8	7:57.8	+28.4	4	5:26.9	+35.7	20			
Ski Time		8:06.1	+14.1	6	15:59.8	+54.6	14	24:04.5	+1:32.5	16	32:02.3	+2:07.1	14				37:29.2	+2:42.8	15
Shooting	1			1			0			0									
Range Time		2:28.6	+1:10.1	18	2:27.5	+1:08.6	14	1:31.3	+0.6	2	1:20.9	+1.0	2				7:48.3	+1:01.4	3
Course Time		6:37.5	+12.6	12	6:26.2	+31.3	23	6:33.4	+37.3	22	6:36.9	+32.2	21	5:26.9	+35.7	20	31:40.9	+2:26.4	21





Youth and Junior Biathlon World Championships

HAUTE MAURIENNE FRANCE

24 - 31 January 2004



COMPETITION ANALYSIS / ANALYSE DE LA COMPÉTITION

YOUTH WOMEN 10 km INDIVIDUAL

SUN 25 JAN 2004

START TIME: 12.30 / END TIME: 13.45

Rank	Bib	Name	Nat.		T										
		Loop 1		Loop 2		Loop 3		Loop 4		Loop 5		Result	Behind	Rk.	
		Time	Rank	Time	Rank	Time	Rank	Time	Rank	Time	Rank				
7	51	DORIN Marie	FRA		2 39:30.9 +2:21.5 7										
Cumulative Time	8:18.2	+25.0	6	17:06.2	+1:42.0	5	25:10.7	+1:18.5	4	34:14.1	+2:18.9	6	39:30.9 +2:21.5 7		
Loop Time	8:18.2	+25.0	6	8:48.0	+1:17.0	15	8:04.5	+37.7	7	9:03.4	+1:34.0	19	5:16.8	+25.6 =12	
Ski Time	8:18.2	+26.2	16	16:06.2	+1:01.0	16	24:10.7	+1:38.7	17	32:14.1	+2:18.9	17	37:30.9 +2:44.5 16		
Shooting	0		1			0			1			2			
Range Time	1:42.7	+24.2	13	2:33.9	+1:15.0	=17	1:43.3	+12.6	11	2:36.1	+1:16.2	24	8:36.0 +1:49.1 5		
Course Time	6:35.5	+10.6	11	6:14.1	+19.2	15	6:21.2	+25.1	14	6:27.3	+22.6	13	5:16.8	+25.6 =12	30:54.9 +1:40.4 13
8	57	FIANDINO Roberta	ITA		4 40:32.1 +3:22.7 8										
Cumulative Time	8:53.6	+1:00.4	16	18:35.1	+3:10.9	20	26:34.4	+2:42.2	8	35:27.2	+3:32.0	9	40:32.1 +3:22.7 8		
Loop Time	8:53.6	+1:00.4	16	9:41.5	+2:10.5	31	7:59.3	+32.5	5	8:52.8	+1:23.4	15	5:04.9	+13.7 5	
Ski Time	7:53.6	+1.6	3	15:35.1	+29.9	4	23:34.4	+1:02.4	4	31:27.2	+1:32.0	4	36:32.1 +1:45.7 3		
Shooting	1		2			0			1			4			
Range Time	2:28.7	+1:10.2	19	3:34.1	+2:15.2	38	1:36.0	+5.3	5	2:34.5	+1:14.6	22	10:13.3 +3:26.4 15		
Course Time	6:24.9	0.0	1	6:07.4	+12.5	8	6:23.3	+27.2	16	6:18.3	+13.6	6	5:04.9	+13.7 5	30:18.8 +1:04.3 5
9	15	MACABIES Pauline	FRA		3 40:34.5 +3:25.1 9										
Cumulative Time	9:20.9	+1:27.7	25	18:07.9	+2:43.7	16	27:17.7	+3:25.5	12	35:20.6	+3:25.4	8	40:34.5 +3:25.1 9		
Loop Time	9:20.9	+1:27.7	25	8:47.0	+1:16.0	14	9:09.8	+1:43.0	21	8:02.9	+33.5	5	5:13.9	+22.7 10	
Ski Time	8:20.9	+28.9	19	16:07.9	+1:02.7	18	24:17.7	+1:45.7	18	32:20.6	+2:25.4	18	37:34.5 +2:48.1 17		
Shooting	1		1			1			0			3			
Range Time	2:42.9	+1:24.4	31	2:33.2	+1:14.3	16	2:55.0	+1:24.3	36	1:38.1	+18.2	10	9:49.2 +3:02.3 12		
Course Time	6:38.0	+13.1	14	6:13.8	+18.9	14	6:14.8	+18.7	7	6:24.8	+20.1	12	5:13.9	+22.7 10	30:45.3 +1:30.8 10
10	12	SEDOVA Evgeniya	RUS		4 40:42.2 +3:32.8 10										
Cumulative Time	10:09.4	+2:16.2	35	17:47.0	+2:22.8	9	25:47.1	+1:54.9	6	35:35.3	+3:40.1	10	40:42.2 +3:32.8 10		
Loop Time	10:09.4	+2:16.2	35	7:37.6	+6.6	3	8:00.1	+33.3	6	9:48.2	+2:18.8	29	5:06.9	+15.7 6	
Ski Time	8:09.4	+17.4	=9	15:47.0	+41.8	6	23:47.1	+1:15.1	8	31:35.3	+1:40.1	5	36:42.2 +1:55.8 5		
Shooting	2		0			0			2			4			
Range Time	3:36.5	+2:18.0	42	1:31.6	+12.7	6	1:48.2	+17.5	14	3:31.7	+2:11.8	36	10:28.0 +3:41.1 16		
Course Time	6:32.9	+8.0	7	6:06.0	+11.1	6	6:11.9	+15.8	3	6:16.5	+11.8	5	5:06.9	+15.7 6	30:14.2 +59.7 4
11	59	SLEPTSOVA Svetlana	RUS		3 40:51.8 +3:42.4 11										
Cumulative Time	8:18.8	+25.6	7	18:16.4	+2:52.2	18	27:19.8	+3:27.6	13	35:48.2	+3:53.0	12	40:51.8 +3:42.4 11		
Loop Time	8:18.8	+25.6	7	9:57.6	+2:26.6	=34	9:03.4	+1:36.6	19	8:28.4	+59.0	11	5:03.6	+12.4 3	
Ski Time	8:18.8	+26.8	17	16:16.4	+1:11.2	19	24:19.8	+1:47.8	20	32:48.2	+2:53.0	19	37:51.8 +3:05.4 19		
Shooting	0		2			1			0			3			
Range Time	1:34.1	+15.6	7	3:47.7	+2:28.8	50	2:41.5	+1:10.8	22	2:07.1	+47.2	13	10:10.4 +3:23.5 14		
Course Time	6:44.7	+19.8	18	6:09.9	+15.0	11	6:21.9	+25.8	15	6:21.3	+16.6	7	5:03.6	+12.4 3	30:41.4 +1:26.9 9
12	41	ZHYN Alena	BLR		4 40:53.9 +3:44.5 12										
Cumulative Time	10:17.5	+2:24.3	37	18:57.4	+3:33.2	25	27:45.0	+3:52.8	17	35:40.6	+3:45.4	11	40:53.9 +3:44.5 12		
Loop Time	10:17.5	+2:24.3	37	8:39.9	+1:08.9	10	8:47.6	+1:20.8	15	7:55.6	+26.2	3	5:13.3	+22.1 9	
Ski Time	8:17.5	+25.5	15	15:57.4	+52.2	12	23:45.0	+1:13.0	6	31:40.6	+1:45.4	7	36:53.9 +2:07.5 6		
Shooting	2		1			1			0			4			
Range Time	3:27.9	+2:09.4	37	2:24.4	+1:05.5	12	2:27.4	+56.7	17	1:26.3	+6.4	=4	9:46.0 +2:59.1 11		
Course Time	6:49.6	+24.7	=22	6:15.5	+20.6	16	6:20.2	+24.1	13	6:29.3	+24.6	17	5:13.3	+22.1 9	31:07.9 +1:53.4 16



Youth and Junior Biathlon World Championships

HAUTE MAURIENNE FRANCE

24 - 31 January 2004




COMPETITION ANALYSIS / ANALYSE DE LA COMPÉTITION

YOUTH WOMEN 10 km INDIVIDUAL

SUN 25 JAN 2004

START TIME: 12.30 / END TIME: 13.45

Rank	Bib	Name	Nat.		T													
			Loop 1		Loop 2		Loop 3		Loop 4		Loop 5		Result	Behind	Rk.			
			Time	Rank	Time	Rank	Time	Rank	Time	Rank	Time	Rank						
13	35	DUDCHENKO Olga	KAZ												5	42:06.3	+4:56.9	13
Cumulative Time		9:02.8 +1:09.6	18	17:44.0 +2:19.8	7	27:49.4 +3:57.2	18	36:49.5 +4:54.3	13				42:06.3	+4:56.9	13			
Loop Time		9:02.8 +1:09.6	18	8:41.2 +1:10.2	11	10:05.4 +2:38.6	38	9:00.1 +1:30.7	18	5:16.8	+25.6	=12						
Ski Time		8:02.8 +10.8	5	15:44.0 +38.8	5	23:49.4 +1:17.4	11	31:49.5 +1:54.3	10				37:06.3	+2:19.9	11			
Shooting	1		1		2		1											
Range Time		2:34.1 +1:15.6	23	2:32.5 +1:13.6	15	3:48.4 +2:17.7	51	2:35.5 +1:15.6	23				11:30.5	+4:43.6	27			
Course Time		6:28.7 +3.8	4	6:08.7 +13.8	9	6:17.0 +20.9	10	6:24.6 +19.9	11	5:16.8	+25.6	=12	30:35.8	+1:21.3	8			
14	20	ROEKSUND Birgitte	NOR												5	42:18.8	+5:09.4	14
Cumulative Time		10:16.9 +2:23.7	36	20:06.0 +4:41.8	35	28:03.4 +4:11.2	20	36:58.3 +5:03.1	15				42:18.8	+5:09.4	14			
Loop Time		10:16.9 +2:23.7	36	9:49.1 +2:18.1	33	7:57.4 +30.6	3	8:54.9 +1:25.5	17	5:20.5	+29.3	15						
Ski Time		8:16.9 +24.9	14	16:06.0 +1:00.8	15	24:03.4 +1:31.4	15	31:58.3 +2:03.1	13				37:18.8	+2:32.4	13			
Shooting	2		2		0		1											
Range Time		3:36.1 +2:17.6	41	3:28.5 +2:09.6	33	1:33.6 +2.9	4	2:27.1 +1:07.2	16				11:05.3	+4:18.4	23			
Course Time		6:40.8 +15.9	15	6:20.6 +25.7	=17	6:23.8 +27.7	17	6:27.8 +23.1	14	5:20.5	+29.3	15	31:13.5	+1:59.0	17			
15	19	DOMRACHEVA Daria	RUS												4	42:21.5	+5:12.1	15
Cumulative Time		9:08.2 +1:15.0	21	17:53.8 +2:29.6	11	26:49.2 +2:57.0	10	36:51.2 +4:56.0	14				42:21.5	+5:12.1	15			
Loop Time		9:08.2 +1:15.0	21	8:45.6 +1:14.6	12	8:55.4 +1:28.6	18	10:02.0 +2:32.6	31	5:30.3	+39.1	27						
Ski Time		8:08.2 +16.2	8	15:53.8 +48.6	10	23:49.2 +1:17.2	10	32:51.2 +2:56.0	20				38:21.5	+3:35.1	21			
Shooting	1		1		1		1											
Range Time		2:38.8 +1:20.3	29	2:35.6 +1:16.7	=20	2:37.8 +1:07.1	21	3:25.6 +2:05.7	33				11:17.8	+4:30.9	26			
Course Time		6:29.4 +4.5	5	6:10.0 +15.1	12	6:17.6 +21.5	11	6:36.4 +31.7	20	5:30.3	+39.1	27	31:03.7	+1:49.2	15			
16	44	ZEVAKHINA Tatiana	RUS												5	42:27.9	+5:18.5	16
Cumulative Time		8:10.4 +17.2	5	15:53.5 +29.3	2	26:53.4 +3:01.2	11	37:03.0 +5:07.8	17				42:27.9	+5:18.5	16			
Loop Time		8:10.4 +17.2	5	7:43.1 +12.1	4	10:59.9 +3:33.1	52	10:09.6 +2:40.2	34	5:24.9	+33.7	=18						
Ski Time		8:10.4 +18.4	12	15:53.5 +48.3	9	23:53.4 +1:21.4	13	32:03.0 +2:07.8	15				37:27.9	+2:41.5	14			
Shooting	0		0		3		2											
Range Time		1:22.4 +3.9	3	1:22.5 +3.6	2	4:32.9 +3:02.2	53	3:31.3 +2:11.4	35				10:49.1	+4:02.2	20			
Course Time		6:48.0 +23.1	21	6:20.6 +25.7	=17	6:27.0 +30.9	19	6:38.3 +33.6	22	5:24.9	+33.7	=18	31:38.8	+2:24.3	20			
17	60	OEVBREBERG Stine	NOR												4	42:29.7	+5:20.3	17
Cumulative Time		9:33.1 +1:39.9	27	18:32.4 +3:08.2	19	27:51.9 +3:59.7	19	37:10.7 +5:15.5	18				42:29.7	+5:20.3	17			
Loop Time		9:33.1 +1:39.9	27	8:59.3 +1:28.3	17	9:19.5 +1:52.7	22	9:18.8 +1:49.4	21	5:19.0	+27.8	14						
Ski Time		8:33.1 +41.1	26	16:32.4 +1:27.2	23	24:51.9 +2:19.9	22	33:10.7 +3:15.5	24				38:29.7	+3:43.3	22			
Shooting	1		1		1		1											
Range Time		2:36.9 +1:18.4	27	2:36.0 +1:17.1	22	2:41.9 +1:11.2	23	2:39.2 +1:19.3	27				10:34.0	+3:47.1	17			
Course Time		6:56.2 +31.3	32	6:23.3 +28.4	20	6:37.6 +41.5	25	6:39.6 +34.9	24	5:19.0	+27.8	14	31:55.7	+2:41.2	22			
18	61	KRÖLL Julia	AUT												3	42:32.9	+5:23.5	18
Cumulative Time		8:24.3 +31.1	8	17:49.4 +2:25.2	10	27:25.7 +3:33.5	14	37:01.1 +5:05.9	16				42:32.9	+5:23.5	18			
Loop Time		8:24.3 +31.1	8	9:25.1 +1:54.1	27	9:36.3 +2:09.5	33	9:35.4 +2:06.0	24	5:31.8	+40.6	29						
Ski Time		8:24.3 +32.3	=22	16:49.4 +1:44.2	27	25:25.7 +2:53.7	30	34:01.1 +4:05.9	32				39:32.9	+4:46.5	31			
Shooting	0		1		1		1											
Range Time		1:32.9 +14.4	6	2:49.2 +1:30.3	27	2:45.2 +1:14.5	27	2:48.4 +1:28.5	30				9:55.7	+3:08.8	13			
Course Time		6:51.4 +26.5	24	6:35.9 +41.0	32	6:51.1 +55.0	=38	6:47.0 +42.3	31	5:31.8	+40.6	29	32:37.2	+3:22.7	32			





Youth and Junior Biathlon World Championships

HAUTE MAURIENNE

FRANCE

24 - 31 January 2004




COMPETITION ANALYSIS / ANALYSE DE LA COMPÉTITION

YOUTH WOMEN 10 km INDIVIDUAL

SUN 25 JAN 2004

START TIME: 12.30 / END TIME: 13.45

Rank	Bib	Name	Nat.		T														
		Loop 1		Loop 2		Loop 3		Loop 4		Loop 5		Result	Behind	Rk.					
		Time	Rank	Time	Rank	Time	Rank	Time	Rank	Time	Rank								
19	28	JAQUES Jessie	CAN		3										43:12.2	+6:02.8	19		
Cumulative Time		8:42.2	+49.0	11	19:56.1	+4:31.9	30	28:38.7	+4:46.5	23	37:19.6	+5:24.4	19		43:12.2	+6:02.8	19		
Loop Time		8:42.2	+49.0	11	11:13.9	+3:42.9	58	8:42.6	+1:15.8	14	8:40.9	+1:11.5	13	5:52.6	+1:01.4	49			
Ski Time		8:42.2	+50.2	37	16:56.1	+1:50.9	32	25:38.7	+3:06.7	38	34:19.6	+4:24.4	39		40:12.2	+5:25.8	41		
Shooting	0			3			0			0			3						
Range Time		1:34.8	+16.3	8	4:27.6	+3:08.7	58	1:39.4	+8.7	9	1:32.5	+12.6	7		9:14.3	+2:27.4	6		
Course Time		7:07.4	+42.5	43	6:46.3	+51.4	42	7:03.2	+1:07.1	48	7:08.4	+1:03.7	=46	5:52.6	+1:01.4	49	33:57.9	+4:43.4	46
20	49	SVIKRUHOVA Eliska	SVK		4										43:23.7	+6:14.3	20		
Cumulative Time		8:45.2	+52.0	12	17:56.7	+2:32.5	12	27:29.2	+3:37.0	15	37:55.6	+6:00.4	20		43:23.7	+6:14.3	20		
Loop Time		8:45.2	+52.0	12	9:11.5	+1:40.5	20	9:32.5	+2:05.7	27	10:26.4	+2:57.0	39	5:28.1	+36.9	22			
Ski Time		8:45.2	+53.2	40	16:56.7	+1:51.5	33	25:29.2	+2:57.2	31	33:55.6	+4:00.4	30		39:23.7	+4:37.3	29		
Shooting	0			1			1			2			4						
Range Time		1:44.0	+25.5	14	2:39.2	+1:20.3	24	2:56.7	+1:26.0	37	3:44.7	+2:24.8	46		11:04.6	+4:17.7	22		
Course Time		7:01.2	+36.3	36	6:32.3	+37.4	28	6:35.8	+39.7	24	6:41.7	+37.0	27	5:28.1	+36.9	22	32:19.1	+3:04.6	27
21	53	BALATKOVA Michaela	CZE		7										44:04.5	+6:55.1	21		
Cumulative Time		9:07.1	+1:13.9	20	18:49.8	+3:25.6	22	27:39.6	+3:47.4	16	38:39.6	+6:44.4	21		44:04.5	+6:55.1	21		
Loop Time		9:07.1	+1:13.9	20	9:42.7	+2:11.7	32	8:49.8	+1:23.0	16	11:00.0	+3:30.6	48	5:24.9	+33.7	=18			
Ski Time		8:07.1	+15.1	7	15:49.8	+44.6	8	23:39.6	+1:07.6	5	31:39.6	+1:44.4	6		37:04.5	+2:18.1	10		
Shooting	1			2			1			3			7						
Range Time		2:31.9	+1:13.4	21	3:33.2	+2:14.3	37	2:34.3	+1:03.6	19	4:35.5	+3:15.6	55		13:14.9	+6:28.0	37		
Course Time		6:35.2	+10.3	10	6:09.5	+14.6	10	6:15.5	+19.4	8	6:24.5	+19.8	10	5:24.9	+33.7	=18	30:49.6	+1:35.1	11
22	30	HOLMA Johanna	SWE		6										44:14.7	+7:05.3	22		
Cumulative Time		10:35.1	+2:41.9	41	20:40.8	+5:16.6	43	28:52.3	+5:00.1	26	39:05.2	+7:10.0	25		44:14.7	+7:05.3	22		
Loop Time		10:35.1	+2:41.9	41	10:05.7	+2:34.7	38	8:11.5	+44.7	9	10:12.9	+2:43.5	35	5:09.5	+18.3	7			
Ski Time		8:35.1	+43.1	28	16:40.8	+1:35.6	25	24:52.3	+2:20.3	23	33:05.2	+3:10.0	22		38:14.7	+3:28.3	20		
Shooting	2			2			0			2			6						
Range Time		3:39.7	+2:21.2	44	3:42.2	+2:23.3	46	1:42.4	+11.7	10	3:39.6	+2:19.7	44		12:43.9	+5:57.0	34		
Course Time		6:55.4	+30.5	31	6:23.5	+28.6	21	6:29.1	+33.0	21	6:33.3	+28.6	=18	5:09.5	+18.3	7	31:30.8	+2:16.3	18
23	26	LEJA Joanna	POL		5										44:17.5	+7:08.1	23		
Cumulative Time		9:35.9	+1:42.7	29	18:52.9	+3:28.7	23	28:19.5	+4:27.3	21	38:42.5	+6:47.3	22		44:17.5	+7:08.1	23		
Loop Time		9:35.9	+1:42.7	29	9:17.0	+1:46.0	24	9:26.6	+1:59.8	23	10:23.0	+2:53.6	38	5:35.0	+43.8	31			
Ski Time		8:35.9	+43.9	29	16:52.9	+1:47.7	=29	25:19.5	+2:47.5	28	33:42.5	+3:47.3	27		39:17.5	+4:31.1	28		
Shooting	1			1			1			2			5						
Range Time		2:38.1	+1:19.6	28	2:38.3	+1:19.4	23	2:42.0	+1:11.3	24	3:43.3	+2:23.4	45		11:41.7	+4:54.8	29		
Course Time		6:57.8	+32.9	34	6:38.7	+43.8	35	6:44.6	+48.5	33	6:39.7	+35.0	25	5:35.0	+43.8	31	32:35.8	+3:21.3	31
24	16	HACHE Joanie	CAN		5										44:35.9	+7:26.5	24		
Cumulative Time		10:39.5	+2:46.3	43	21:02.6	+5:38.4	46	30:36.2	+6:44.0	40	38:59.9	+7:04.7	23		44:35.9	+7:26.5	24		
Loop Time		10:39.5	+2:46.3	43	10:23.1	+2:52.1	44	9:33.6	+2:06.8	29	8:23.7	+54.3	8	5:36.0	+44.8	33			
Ski Time		8:39.5	+47.5	35	17:02.6	+1:57.4	37	25:36.2	+3:04.2	34	33:59.9	+4:04.7	31		39:35.9	+4:49.5	32		
Shooting	2			2			1			0			5						
Range Time		3:32.0	+2:13.5	38	3:29.5	+2:10.6	34	2:35.3	+1:04.6	20	1:25.0	+5.1	3		11:01.8	+4:14.9	21		
Course Time		7:07.5	+42.6	44	6:53.6	+58.7	47	6:58.3	+1:02.2	43	6:58.7	+54.0	40	5:36.0	+44.8	33	33:34.1	+4:19.6	41





Youth and Junior Biathlon World Championships

HAUTE MAURIENNE FRANCE

24 - 31 January 2004



COMPETITION ANALYSIS / ANALYSE DE LA COMPÉTITION

YOUTH WOMEN 10 km INDIVIDUAL

SUN 25 JAN 2004

START TIME: 12.30 / END TIME: 13.45

Rank	Bib	Name	Nat.		T										
		Loop 1		Loop 2		Loop 3		Loop 4		Loop 5		Result	Behind	Rk.	
		Time	Rank	Time	Rank	Time	Rank	Time	Rank	Time	Rank				
25	10	GJERMUNDSHAUG Anne Marit	NOR		5 44:38.8 +7:29.4 25										
Cumulative Time	8:36.2	+43.0	10	17:46.5	+2:22.3	8	29:25.3	+5:33.1	30	39:06.6	+7:11.4	26	44:38.8	+7:29.4	25
Loop Time	8:36.2	+43.0	10	9:10.3	+1:39.3	19	11:38.8	+4:12.0	56	9:41.3	+2:11.9	25	5:32.2	+41.0	30
Ski Time	8:36.2	+44.2	30	16:46.5	+1:41.3	26	25:25.3	+2:53.3	29	34:06.6	+4:11.4	34	39:38.8	+4:52.4	34
Shooting	0		1			3			1			5			
Range Time	1:32.8	+14.3	5	2:26.2	+1:07.3	13	4:42.7	+3:12.0	54	2:28.2	+1:08.3	17	11:09.9	+4:23.0	24
Course Time	7:03.4	+38.5	41	6:44.1	+49.2	40	6:56.1	+1:00.0	42	7:13.1	+1:08.4	50	5:32.2	+41.0	30
26	9	SALMELA Brit	USA		4 44:45.8 +7:36.4 26										
Cumulative Time	8:47.0	+53.8	14	19:34.0	+4:09.8	28	29:17.9	+5:25.7	29	39:02.8	+7:07.6	24	44:45.8	+7:36.4	26
Loop Time	8:47.0	+53.8	14	10:47.0	+3:16.0	50	9:43.9	+2:17.1	34	9:44.9	+2:15.5	26	5:43.0	+51.8	41
Ski Time	8:47.0	+55.0	43	17:34.0	+2:28.8	49	26:17.9	+3:45.9	48	35:02.8	+5:07.6	48	40:45.8	+5:59.4	47
Shooting	0		2			1			1			4			
Range Time	1:39.1	+20.6	11	3:48.1	+2:29.2	51	2:43.0	+1:12.3	25	2:34.3	+1:14.4	21	10:44.5	+3:57.6	18
Course Time	7:07.9	+43.0	45	6:58.9	+1:04.0	52	7:00.9	+1:04.8	44	7:10.6	+1:05.9	48	5:43.0	+51.8	41
27	56	ZHYBER Lyudmyla	UKR		5 44:51.5 +7:42.1 27										
Cumulative Time	10:39.7	+2:46.5	44	19:02.0	+3:37.8	26	28:36.7	+4:44.5	22	39:10.5	+7:15.3	27	44:51.5	+7:42.1	27
Loop Time	10:39.7	+2:46.5	44	8:22.3	+51.3	7	9:34.7	+2:07.9	31	10:33.8	+3:04.4	41	5:41.0	+49.8	39
Ski Time	8:39.7	+47.7	36	17:02.0	+1:56.8	35	25:36.7	+3:04.7	35	34:10.5	+4:15.3	36	39:51.5	+5:05.1	36
Shooting	2		0			1			2			5			
Range Time	3:41.0	+2:22.5	=46	1:36.4	+17.5	8	2:44.1	+1:13.4	26	3:34.1	+2:14.2	39	11:35.6	+4:48.7	28
Course Time	6:58.7	+33.8	35	6:45.9	+51.0	41	6:50.6	+54.5	37	6:59.7	+55.0	42	5:41.0	+49.8	39
28	42	VASILJEVIC Aleksandra	BIH		5 44:54.5 +7:45.1 28										
Cumulative Time	11:56.9	+4:03.7	59	21:09.0	+5:44.8	48	29:41.3	+5:49.1	32	39:12.9	+7:17.7	28	44:54.5	+7:45.1	28
Loop Time	11:56.9	+4:03.7	59	9:12.1	+1:41.1	21	8:32.3	+1:05.5	10	9:31.6	+2:02.2	23	5:41.6	+50.4	40
Ski Time	8:56.9	+1:04.9	49	17:09.0	+2:03.8	41	25:41.3	+3:09.3	40	34:12.9	+4:17.7	38	39:54.5	+5:08.1	38
Shooting	3		1			0			1			5			
Range Time	4:47.4	+3:28.9	59	2:33.9	+1:15.0	=17	1:50.6	+19.9	15	2:39.4	+1:19.5	28	11:51.3	+5:04.4	31
Course Time	7:09.5	+44.6	47	6:38.2	+43.3	34	6:41.7	+45.6	30	6:52.2	+47.5	36	5:41.6	+50.4	40
29	64	DROZ - VINCENT Melanie	FRA		8 45:00.1 +7:50.7 29										
Cumulative Time	9:13.2	+1:20.0	22	19:58.3	+4:34.1	32	29:03.2	+5:11.0	28	39:55.7	+8:00.5	31	45:00.1	+7:50.7	29
Loop Time	9:13.2	+1:20.0	22	10:45.1	+3:14.1	48	9:04.9	+1:38.1	20	10:52.5	+3:23.1	45	5:04.4	+13.2	4
Ski Time	8:13.2	+21.2	13	15:58.3	+53.1	13	24:03.2	+1:31.2	14	31:55.7	+2:00.5	12	37:00.1	+2:13.7	7
Shooting	1		3			1			3			8			
Range Time	2:39.5	+1:21.0	30	4:41.5	+3:22.6	62	2:51.0	+1:20.3	32	4:40.7	+3:20.8	58	14:52.7	+8:05.8	49
Course Time	6:33.7	+8.8	9	6:03.6	+8.7	3	6:13.9	+17.8	5	6:11.8	+7.1	3	5:04.4	+13.2	4
30	62	BOUCHARD Kelsy	USA		5 45:27.1 +8:17.7 30										
Cumulative Time	9:56.2	+2:03.0	32	20:15.5	+4:51.3	36	28:57.6	+5:05.4	27	39:37.9	+7:42.7	29	45:27.1	+8:17.7	30
Loop Time	9:56.2	+2:03.0	32	10:19.3	+2:48.3	43	8:42.1	+1:15.3	13	10:40.3	+3:10.9	43	5:49.2	+58.0	48
Ski Time	8:56.2	+1:04.2	48	17:15.5	+2:10.3	45	25:57.6	+3:25.6	45	34:37.9	+4:42.7	44	40:27.1	+5:40.7	45
Shooting	1		2			0			2			5			
Range Time	2:35.1	+1:16.6	=24	3:30.5	+2:11.6	35	1:37.8	+7.1	8	3:33.2	+2:13.3	37	11:16.6	+4:29.7	25
Course Time	7:21.1	+56.2	53	6:48.8	+53.9	46	7:04.3	+1:08.2	49	7:07.1	+1:02.4	45	5:49.2	+58.0	48



Youth and Junior Biathlon World Championships

HAUTE MAURIENNE

FRANCE

24 - 31 January 2004




COMPETITION ANALYSIS / ANALYSE DE LA COMPÉTITION

YOUTH WOMEN 10 km INDIVIDUAL

SUN 25 JAN 2004

START TIME: 12.30 / END TIME: 13.45

Rank	Bib	Name	Nat.		T													
		Loop 1		Loop 2		Loop 3		Loop 4		Loop 5		Result		Behind	Rk.			
		Time	Rank	Time	Rank	Time	Rank	Time	Rank	Time	Rank	Time	Rank					
31	29	GRŇONEOVA Viktoria	SVK		7 45:34.0 +8:24.6 31													
Cumulative Time	9:20.7	+1:27.5	24	20:18.8	+4:54.6	38	31:38.8	+7:46.6	49	40:04.0	+8:08.8	32	45:34.0		+8:24.6	31		
Loop Time	9:20.7	+1:27.5	24	10:58.1	+3:27.1	54	11:20.0	+3:53.2	53	8:25.2	+55.8	9	5:30.0	+38.8	26			
Ski Time	8:20.7	+28.7	18	16:18.8	+1:13.6	20	24:38.8	+2:06.8	21	33:04.0	+3:08.8	21	38:34.0		+3:47.6	23		
Shooting	1		3			3			0						7			
Range Time	2:35.1	+1:16.6	=24	4:36.3	+3:17.4	61	4:44.3	+3:13.6	56	1:36.3	+16.4	9	13:32.0		+6:45.1	43		
Course Time	6:45.6	+20.7	19	6:21.8	+26.9	19	6:35.7	+39.6	23	6:48.9	+44.2	33	5:30.0	+38.8	26	32:02.0	+2:47.5	23
32	22	LAGUN Veronika	LTU		7 45:53.9 +8:44.5 32													
Cumulative Time	11:38.6	+3:45.4	56	19:51.8	+4:27.6	29	30:17.3	+6:25.1	39	40:24.6	+8:29.4	36	45:53.9		+8:44.5	32		
Loop Time	11:38.6	+3:45.4	56	8:13.2	+42.2	5	10:25.5	+2:58.7	43	10:07.3	+2:37.9	33	5:29.3	+38.1	24			
Ski Time	8:38.6	+46.6	34	16:51.8	+1:46.6	28	25:17.3	+2:45.3	27	33:24.6	+3:29.4	25	38:53.9		+4:07.5	25		
Shooting	3		0			2			2						7			
Range Time	4:35.9	+3:17.4	55	1:33.3	+14.4	7	3:39.8	+2:09.1	48	3:34.0	+2:14.1	38	13:23.0		+6:36.1	42		
Course Time	7:02.7	+37.8	=38	6:39.9	+45.0	36	6:45.7	+49.6	35	6:33.3	+28.6	=18	5:29.3	+38.1	24	32:30.9	+3:16.4	30
33	34	DEMYDENKO Olena	UKR		6 45:54.9 +8:45.5 33													
Cumulative Time	11:36.5	+3:43.3	54	22:55.6	+7:31.4	60	31:35.0	+7:42.8	47	40:06.0	+8:10.8	33	45:54.9		+8:45.5	33		
Loop Time	11:36.5	+3:43.3	54	11:19.1	+3:48.1	61	8:39.4	+1:12.6	12	8:31.0	+1:01.6	12	5:48.9	+57.7	47			
Ski Time	8:36.5	+44.5	31	16:55.6	+1:50.4	31	25:35.0	+3:03.0	33	34:06.0	+4:10.8	33	39:54.9		+5:08.5	39		
Shooting	3		3			0			0						6			
Range Time	4:43.7	+3:25.2	57	4:32.6	+3:13.7	59	1:37.6	+6.9	7	1:26.8	+6.9	6	12:20.7		+5:33.8	33		
Course Time	6:52.8	+27.9	29	6:46.5	+51.6	45	7:01.8	+1:05.7	46	7:04.2	+59.5	44	5:48.9	+57.7	47	33:34.2	+4:19.7	42
34	3	JONSSON Jenny	SWE		3 45:59.7 +8:50.3 34													
Cumulative Time	9:01.9	+1:08.7	17	19:59.0	+4:34.8	33	29:29.8	+5:37.6	31	39:44.7	+7:49.5	30	45:59.7		+8:50.3	34		
Loop Time	9:01.9	+1:08.7	17	10:57.1	+3:26.1	53	9:30.8	+2:04.0	26	10:14.9	+2:45.5	36	6:15.0	+1:23.8	62			
Ski Time	9:01.9	+1:09.9	52	17:59.0	+2:53.8	55	27:29.8	+4:57.8	55	36:44.7	+6:49.5	58	42:59.7		+8:13.3	58		
Shooting	0		2			0			1						3			
Range Time	1:36.1	+17.6	9	3:40.0	+2:21.1	44	1:48.0	+17.3	13	2:37.1	+1:17.2	25	9:41.2		+2:54.3	10		
Course Time	7:25.8	+1:00.9	57	7:17.1	+1:22.2	59	7:42.8	+1:46.7	62	7:37.8	+1:33.1	62	6:15.0	+1:23.8	62	36:18.5	+7:04.0	61
35	46	TÄHE Tagne	EST		9 46:04.0 +8:54.6 35													
Cumulative Time	8:09.6	+16.4	4	18:55.0	+3:30.8	24	28:45.8	+4:53.6	25	40:41.5	+8:46.3	40	46:04.0		+8:54.6	35		
Loop Time	8:09.6	+16.4	4	10:45.4	+3:14.4	49	9:50.8	+2:24.0	35	11:55.7	+4:26.3	59	5:22.5	+31.3	17			
Ski Time	8:09.6	+17.6	11	15:55.0	+49.8	11	23:45.8	+1:13.8	7	31:41.5	+1:46.3	8	37:04.0		+2:17.6	9		
Shooting	0		3			2			4						9			
Range Time	1:26.7	+8.2	4	4:33.4	+3:14.5	60	3:35.1	+2:04.4	46	5:26.8	+4:06.9	61	15:02.0		+8:15.1	52		
Course Time	6:42.9	+18.0	16	6:12.0	+17.1	13	6:15.7	+19.6	9	6:28.9	+24.2	15	5:22.5	+31.3	17	31:02.0	+1:47.5	14
36	48	AMON Fanja	AUT		5 46:05.4 +8:56.0 36													
Cumulative Time	8:46.3	+53.1	13	18:12.6	+2:48.4	17	30:12.7	+6:20.5	38	40:11.9	+8:16.7	35	46:05.4		+8:56.0	36		
Loop Time	8:46.3	+53.1	13	9:26.3	+1:55.3	28	12:00.1	+4:33.3	59	9:59.2	+2:29.8	30	5:53.5	+1:02.3	50			
Ski Time	8:46.3	+54.3	41	17:12.6	+2:07.4	43	26:12.7	+3:40.7	47	35:11.9	+5:16.7	49	41:05.4		+6:19.0	49		
Shooting	0		1			3			1						5			
Range Time	1:37.4	+18.9	10	2:39.9	+1:21.0	25	4:52.2	+3:21.5	60	2:38.4	+1:18.5	26	11:47.9		+5:01.0	30		
Course Time	7:08.9	+44.0	46	6:46.4	+51.5	=43	7:07.9	+1:11.8	51	7:20.8	+1:16.1	54	5:53.5	+1:02.3	50	34:17.5	+5:03.0	51





Youth and Junior Biathlon World Championships

HAUTE MAURIENNE FRANCE

24 - 31 January 2004



COMPETITION ANALYSIS / ANALYSE DE LA COMPÉTITION

YOUTH WOMEN 10 km INDIVIDUAL

SUN 25 JAN 2004

START TIME: 12.30 / END TIME: 13.45

Rank	Bib	Name	Nat.		T													
		Loop 1		Loop 2		Loop 3		Loop 4		Loop 5		Result		Behind	Rk.			
		Time	Rank	Time	Rank	Time	Rank	Time	Rank	Time	Rank							
37	32	HUMERCA Gabi	SLO		6 46:08.9 +8:59.5 37													
Cumulative Time	9:46.9	+1:53.7	30	20:15.6	+4:51.4	37	29:48.7	+5:56.5	33	40:29.5	+8:34.3	37			46:08.9	+8:59.5	37	
Loop Time	9:46.9	+1:53.7	30	10:28.7	+2:57.7	45	9:33.1	+2:06.3	28	10:40.8	+3:11.4	44	5:39.4	+48.2	37			
Ski Time	8:46.9	+54.9	42	17:15.6	+2:10.4	46	25:48.7	+3:16.7	43	34:29.5	+4:34.3	41			40:08.9	+5:22.5	40	
Shooting	1		2			1		2						6				
Range Time	2:44.2	+1:25.7	33	3:50.6	+2:31.7	52	2:50.8	+1:20.1	31	3:52.1	+2:32.2	50			13:17.7	+6:30.8	39	
Course Time	7:02.7	+37.8	38	6:38.1	+43.2	33	6:42.3	+46.2	31	6:48.7	+44.0	32	5:39.4	+48.2	37	32:51.2	+3:36.7	34
38	43	SZÖCS Emöke	ROM		6 46:17.3 +9:07.9 38													
Cumulative Time	11:00.1	+3:06.9	47	20:32.4	+5:08.2	40	30:06.3	+6:14.1	37	40:40.0	+8:44.8	39			46:17.3	+9:07.9	38	
Loop Time	11:00.1	+3:06.9	47	9:32.3	+2:01.3	30	9:33.9	+2:07.1	30	10:33.7	+3:04.3	40	5:37.3	+46.1	34			
Ski Time	9:00.1	+1:08.1	51	17:32.4	+2:27.2	48	26:06.3	+3:34.3	46	34:40.0	+4:44.8	45			40:17.3	+5:30.9	42	
Shooting	2		1			1		2						6				
Range Time	3:58.0	+2:39.5	51	2:50.2	+1:31.3	29	2:53.1	+1:22.4	33	3:37.5	+2:17.6	41			13:18.8	+6:31.9	40	
Course Time	7:02.1	+37.2	37	6:42.1	+47.2	38	6:40.8	+44.7	28	6:56.2	+51.5	38	5:37.3	+46.1	34	32:58.5	+3:44.0	35
39	65	CLARK Cindy	CAN		3 46:19.2 +9:09.8 39													
Cumulative Time	9:19.8	+1:26.6	23	20:35.1	+5:10.9	41	30:05.4	+6:13.2	36	40:09.9	+8:14.7	34			46:19.2	+9:09.8	39	
Loop Time	9:19.8	+1:26.6	23	11:15.3	+3:44.3	59	9:30.3	+2:03.5	25	10:04.5	+2:35.1	32	6:09.3	+1:18.1	59			
Ski Time	9:19.8	+1:27.8	57	18:35.1	+3:29.9	60	28:05.4	+5:33.4	61	37:09.9	+7:14.7	61			43:19.2	+8:32.8	61	
Shooting	0		2			0		1						3				
Range Time	1:40.1	+21.6	12	3:44.4	+2:25.5	48	1:37.4	+6.7	6	2:32.5	+1:12.6	19			9:34.4	+2:47.5	9	
Course Time	7:39.7	+1:14.8	61	7:30.9	+1:36.0	63	7:52.9	+1:56.8	64	7:32.0	+1:27.3	61	6:09.3	+1:18.1	59	36:44.8	+7:30.3	62
40	66	SEMERENKO Vita	UKR		9 46:35.4 +9:26.0 40													
Cumulative Time	11:24.3	+3:31.1	52	21:21.9	+5:57.7	51	31:18.7	+7:26.5	45	41:06.4	+9:11.2	41			46:35.4	+9:26.0	40	
Loop Time	11:24.3	+3:31.1	52	9:57.6	+2:26.6	34	9:56.8	+2:30.0	36	9:47.7	+2:18.3	28	5:29.0	+37.8	23			
Ski Time	8:24.3	+32.3	22	16:21.9	+1:16.7	21	24:18.7	+1:46.7	19	32:06.4	+2:11.2	16			37:35.4	+2:49.0	18	
Shooting	3		2			2		2						9				
Range Time	4:31.7	+3:13.2	54	3:32.9	+2:14.0	36	3:32.7	+2:02.0	43	3:25.0	+2:05.1	32			15:02.3	+8:15.4	53	
Course Time	6:52.6	+27.7	28	6:24.7	+29.8	22	6:24.1	+28.0	18	6:22.7	+18.0	8	5:29.0	+37.8	23	31:33.1	+2:18.6	19
41	25	HADJIEVA Diana	BUL		5 46:40.3 +9:30.9 41													
Cumulative Time	11:10.7	+3:17.5	49	19:57.6	+4:33.4	31	30:51.8	+6:59.6	43	40:37.9	+8:42.7	38			46:40.3	+9:30.9	41	
Loop Time	11:10.7	+3:17.5	49	8:46.9	+1:15.9	13	10:54.2	+3:27.4	51	9:46.1	+2:16.7	27	6:02.4	+1:11.2	55			
Ski Time	9:10.7	+1:18.7	55	17:57.6	+2:52.4	54	26:51.8	+4:19.8	50	35:37.9	+5:42.7	50			41:40.3	+6:53.9	50	
Shooting	2		0			2		1						5				
Range Time	3:34.4	+2:15.9	40	1:18.9	0.0	1	3:32.9	+2:02.2	44	2:18.8	+58.9	15			10:45.0	+3:58.1	19	
Course Time	7:36.3	+1:11.4	60	7:28.0	+1:33.1	62	7:21.3	+1:25.2	55	7:27.3	+1:22.6	59	6:02.4	+1:11.2	55	35:55.3	+6:40.8	59
42	58	ÅLMO Ingeborg	NOR		8 46:45.6 +9:36.2 42													
Cumulative Time	10:21.7	+2:28.5	38	20:27.0	+5:02.8	39	29:55.1	+6:02.9	34	41:10.4	+9:15.2	43			46:45.6	+9:36.2	42	
Loop Time	10:21.7	+2:28.5	38	10:05.3	+2:34.3	37	9:28.1	+2:01.3	24	11:15.3	+3:45.9	53	5:35.2	+44.0	32			
Ski Time	8:21.7	+29.7	20	16:27.0	+1:21.8	22	24:55.1	+2:23.1	24	33:10.4	+3:15.2	23			38:45.6	+3:59.2	24	
Shooting	2		2			1		3						8				
Range Time	3:32.1	+2:13.6	39	3:35.5	+2:16.6	39	2:46.8	+1:16.1	30	4:32.4	+3:12.5	54			14:26.8	+7:39.9	47	
Course Time	6:49.6	+24.7	22	6:29.8	+34.9	25	6:41.3	+45.2	29	6:42.9	+38.2	28	5:35.2	+44.0	32	32:18.8	+3:04.3	26



Youth and Junior Biathlon World Championships

HAUTE MAURIENNE FRANCE

24 - 31 January 2004



COMPETITION ANALYSIS / ANALYSE DE LA COMPÉTITION

YOUTH WOMEN 10 km INDIVIDUAL

SUN 25 JAN 2004

START TIME: 12.30 / END TIME: 13.45

Rank	Bib	Name	Nat.		T											
		Loop 1		Loop 2		Loop 3		Loop 4		Loop 5		Result		Behind	Rk.	
		Time	Rank	Time	Rank	Time	Rank	Time	Rank	Time	Rank	Time	Rank			
43	55	MANBECK Brynden	USA		7 46:51.8 +9:42.4 43											
Cumulative Time	11:56.0	+4:02.8	58	21:14.3	+5:50.1	50	32:54.9	+9:02.7	56	41:21.4	+9:26.2	44				
Loop Time	11:56.0	+4:02.8	58	9:18.3	+1:47.3	25	11:40.6	+4:13.8	57	8:26.5	+57.1	10	5:30.4	+39.2	28	
Ski Time	8:56.0	+1:04.0	47	17:14.3	+2:09.1	44	25:54.9	+3:22.9	44	34:21.4	+4:26.2	40			37	
Shooting	3		1			3		0							7	
Range Time	4:45.3	+3:26.8	58	2:35.0	+1:16.1	19	4:49.4	+3:18.7	57	1:34.9	+15.0	8			44	
Course Time	7:10.7	+45.8	49	6:43.3	+48.4	39	6:51.2	+55.1	40	6:51.6	+46.9	35	5:30.4	+39.2	28	33:07.2 +3:52.7 38
44	52	IMRIE Megan	CAN		8 47:01.9 +9:52.5 44											
Cumulative Time	10:43.2	+2:50.0	45	20:58.1	+5:33.9	45	32:29.8	+8:37.6	53	41:49.1	+9:53.9	47				44
Loop Time	10:43.2	+2:50.0	45	10:14.9	+2:43.9	41	11:31.7	+4:04.9	55	9:19.3	+1:49.9	22	5:12.8	+21.6	8	
Ski Time	8:43.2	+51.2	38	16:58.1	+1:52.9	34	25:29.8	+2:57.8	32	33:49.1	+3:53.9	29				26
Shooting	2		2			3		1							8	
Range Time	3:40.3	+2:21.8	45	3:43.4	+2:24.5	47	4:52.1	+3:21.4	59	2:40.3	+1:20.4	29				51
Course Time	7:02.9	+38.0	40	6:31.5	+36.6	26	6:39.6	+43.5	27	6:39.0	+34.3	23	5:12.8	+21.6	8	32:05.8 +2:51.3 24
45	11	SVEJKOVSKA Bibiana	SVK		5 47:08.0 +9:58.6 45											
Cumulative Time	9:22.5	+1:29.3	26	19:28.8	+4:04.6	27	29:58.0	+6:05.8	35	41:08.0	+9:12.8	42				45
Loop Time	9:22.5	+1:29.3	26	10:06.3	+2:35.3	39	10:29.2	+3:02.4	47	11:10.0	+3:40.6	51	6:00.0	+1:08.8	54	
Ski Time	8:22.5	+30.5	21	17:28.8	+2:23.6	47	26:58.0	+4:26.0	51	36:08.0	+6:12.8	51				52
Shooting	1		1			1		2							5	
Range Time	2:35.4	+1:16.9	26	2:56.9	+1:38.0	30	2:46.0	+1:15.3	28	3:38.7	+2:18.8	43				32
Course Time	6:47.1	+22.2	20	7:09.4	+1:14.5	56	7:43.2	+1:47.1	63	7:31.3	+1:26.6	60	6:00.0	+1:08.8	54	35:11.0 +5:56.5 54
46	47	RZEPKA Monika	POL		5 47:13.1 +10:03.7 46											
Cumulative Time	9:57.2	+2:04.0	33	21:48.6	+6:24.4	54	32:39.0	+8:46.8	54	41:27.4	+9:32.2	45				46
Loop Time	9:57.2	+2:04.0	33	11:51.4	+4:20.4	62	10:50.4	+3:23.6	50	8:48.4	+1:19.0	14	5:45.7	+54.5	44	
Ski Time	8:57.2	+1:05.2	50	17:48.6	+2:43.4	51	27:39.0	+5:07.0	56	36:27.4	+6:32.2	53				53
Shooting	1		3			1		0							5	
Range Time	2:43.8	+1:25.3	32	4:52.8	+3:33.9	64	3:34.8	+2:04.1	45	1:44.7	+24.8	11				36
Course Time	7:13.4	+48.5	50	6:58.6	+1:03.7	51	7:15.6	+1:19.5	53	7:03.7	+59.0	43	5:45.7	+54.5	44	34:17.0 +5:02.5 50
47	38	LANKMAIER Vera	AUT		7 47:28.4 +10:19.0 47											
Cumulative Time	9:50.1	+1:56.9	31	18:07.5	+2:43.3	15	30:37.2	+6:45.0	41	41:31.6	+9:36.4	46				47
Loop Time	9:50.1	+1:56.9	31	8:17.4	+46.4	6	12:29.7	+5:02.9	61	10:54.4	+3:25.0	46	5:56.8	+1:05.6	53	
Ski Time	8:50.1	+58.1	44	17:07.5	+2:02.3	40	25:37.2	+3:05.2	36	34:31.6	+4:36.4	42				46
Shooting	1		0			4		2							7	
Range Time	2:32.2	+1:13.7	22	1:31.0	+12.1	5	5:38.6	+4:07.9	62	3:37.3	+2:17.4	40				41
Course Time	7:17.9	+53.0	51	6:46.4	+51.5	43	6:51.1	+55.0	38	7:17.1	+1:12.4	51	5:56.8	+1:05.6	53	34:09.3 +4:54.8 48
48	31	LUNEMANN Kari	USA		8 47:36.9 +10:27.5 48											
Cumulative Time	12:44.6	+4:51.4	62	22:03.9	+6:39.7	56	30:39.8	+6:47.6	42	42:07.2	+10:12.0	48				48
Loop Time	12:44.6	+4:51.4	62	9:19.3	+1:48.3	26	8:35.9	+1:09.1	11	11:27.4	+3:58.0	56	5:29.7	+38.5	25	
Ski Time	8:44.6	+52.6	39	17:03.9	+1:58.7	38	25:39.8	+3:07.8	39	34:07.2	+4:12.0	35				33
Shooting	4		1			0		3							8	
Range Time	5:47.7	+4:29.2	66	2:43.6	+1:24.7	26	1:51.6	+20.9	16	4:43.3	+3:23.4	59				54
Course Time	6:56.9	+32.0	33	6:35.7	+40.8	31	6:44.3	+48.2	32	6:44.1	+39.4	29	5:29.7	+38.5	25	32:30.7 +3:16.2 29



Youth and Junior Biathlon World Championships

HAUTE MAURIENNE FRANCE

24 - 31 January 2004



COMPETITION ANALYSIS / ANALYSE DE LA COMPÉTITION

YOUTH WOMEN 10 km INDIVIDUAL

SUN 25 JAN 2004

START TIME: 12.30 / END TIME: 13.45

Rank	Bib	Name	Nat.		T													
		Loop 1		Loop 2		Loop 3		Loop 4		Loop 5		Result	Behind	Rk.				
		Time	Rank	Time	Rank	Time	Rank	Time	Rank	Time	Rank							
49	37	SCORTEA Roxana	ROM		9 48:04.5+10:55.1 49													
Cumulative Time	11:35.0	+3:41.8	53	22:52.9	+7:28.7	58	33:07.2	+9:15.0	57	42:25.2	+10:30.0	49		48:04.5	+10:55.1	49		
Loop Time	11:35.0	+3:41.8	53	11:17.9	+3:46.9	60	10:14.3	+2:47.5	40	9:18.0	+1:48.6	20	5:39.3	+48.1	=35			
Ski Time	8:35.0	+43.0	27	16:52.9	+1:47.7	=29	25:07.2	+2:35.2	25	33:25.2	+3:30.0	26				39:04.5	+4:18.1	27
Shooting	3		3			2			1									9
Range Time	4:51.8	+3:33.3	61	4:43.1	+3:24.2	63	3:46.5	+2:15.8	50	2:33.8	+1:13.9	20				15:55.2	+9:08.3	56
Course Time	6:43.2	+18.3	17	6:34.8	+39.9	30	6:27.8	+31.7	20	6:44.2	+39.5	30	5:39.3	+48.1	=35	32:09.3	+2:54.8	25
50	1	STARCEVIC Petra	CRO		6 48:21.6+11:12.2 50													
Cumulative Time	9:35.2	+1:42.0	28	18:35.3	+3:11.1	21	28:39.1	+4:46.9	24	42:36.5	+10:41.3	51				48:21.6	+11:12.2	50
Loop Time	9:35.2	+1:42.0	28	9:00.1	+1:29.1	18	10:03.8	+2:37.0	37	13:57.4	+6:28.0	64	5:45.1	+53.9	43			
Ski Time	9:35.2	+1:43.2	61	18:35.3	+3:30.1	61	27:39.1	+5:07.1	57	36:36.5	+6:41.3	55				42:21.6	+7:35.2	54
Shooting	0		0			1			5									6
Range Time	2:30.8	+1:12.3	20	2:01.6	+42.7	10	3:02.3	+1:31.6	41	7:00.1	+5:40.2	66				14:34.8	+7:47.9	48
Course Time	7:04.4	+39.5	42	6:58.5	+1:03.6	50	7:01.5	+1:05.4	45	6:57.3	+52.6	39	5:45.1	+53.9	43	33:46.8	+4:32.3	45
51	7	MORAVCOVA Petra	CZE		9 48:27.9+11:18.5 51													
Cumulative Time	10:29.7	+2:36.5	40	20:40.5	+5:16.3	42	31:08.8	+7:16.6	44	42:43.8	+10:48.6	53				48:27.9	+11:18.5	51
Loop Time	10:29.7	+2:36.5	40	10:10.8	+2:39.8	40	10:28.3	+3:01.5	46	11:35.0	+4:05.6	57	5:44.1	+52.9	42			
Ski Time	8:29.7	+37.7	24	16:40.5	+1:35.3	24	25:08.8	+2:36.8	26	33:43.8	+3:48.6	28				39:27.9	+4:41.5	30
Shooting	2		2			2			3									9
Range Time	3:37.7	+2:19.2	43	3:39.3	+2:20.4	42	3:43.3	+2:12.6	49	4:39.6	+3:19.7	57				15:39.9	+8:53.0	55
Course Time	6:52.0	+27.1	26	6:31.5	+36.6	=26	6:45.0	+48.9	34	6:55.4	+50.7	37	5:44.1	+52.9	42	32:48.0	+3:33.5	33
52	63	KACZMARCZYK Iga	POL		6 48:34.5+11:25.1 52													
Cumulative Time	11:20.3	+3:27.1	=50	21:24.2	+6:00.0	52	31:42.7	+7:50.5	51	42:39.7	+10:44.5	52				48:34.5	+11:25.1	52
Loop Time	11:20.3	+3:27.1	=50	10:03.9	+2:32.9	36	10:18.5	+2:51.7	41	10:57.0	+3:27.6	47	5:54.8	+1:03.6	51			
Ski Time	9:20.3	+1:28.3	=58	18:24.2	+3:19.0	58	27:42.7	+5:10.7	59	36:39.7	+6:44.5	57				42:34.5	+7:48.1	55
Shooting	2		1			1			2									6
Range Time	3:48.9	+2:30.4	49	2:49.3	+1:30.4	28	2:54.2	+1:23.5	35	3:44.9	+2:25.0	47				13:17.3	+6:30.4	38
Course Time	7:31.4	+1:06.5	59	7:14.6	+1:19.7	57	7:24.3	+1:28.2	56	7:12.1	+1:07.4	49	5:54.8	+1:03.6	51	35:17.2	+6:02.7	55
53	39	VUCICEVIC Vedrana	BIH		6 48:34.9+11:25.5 53													
Cumulative Time	10:06.4	+2:13.2	34	20:57.4	+5:33.2	44	31:24.0	+7:31.8	46	42:28.6	+10:33.4	50				48:34.9	+11:25.5	53
Loop Time	10:06.4	+2:13.2	34	10:51.0	+3:20.0	52	10:26.6	+2:59.8	45	11:04.6	+3:35.2	50	6:06.3	+1:15.1	58			
Ski Time	9:06.4	+1:14.4	54	17:57.4	+2:52.2	53	27:24.0	+4:52.0	54	36:28.6	+6:33.4	54				42:34.9	+7:48.5	56
Shooting	1		2			1			2									6
Range Time	2:46.3	+1:27.8	34	3:42.0	+2:23.1	45	2:46.3	+1:15.6	29	3:38.1	+2:18.2	42				12:52.7	+6:05.8	35
Course Time	7:20.1	+55.2	52	7:09.0	+1:14.1	55	7:40.3	+1:44.2	59	7:26.5	+1:21.8	58	6:06.3	+1:15.1	58	35:42.2	+6:27.7	57
54	36	BRAJDIC Anamarija	CRO		6 49:03.4+11:54.0 54													
Cumulative Time	10:24.7	+2:31.5	39	21:28.2	+6:04.0	53	31:42.3	+7:50.1	50	42:59.7	+11:04.5	54				49:03.4	+11:54.0	54
Loop Time	10:24.7	+2:31.5	39	11:03.5	+3:32.5	56	10:14.1	+2:47.3	39	11:17.4	+3:48.0	54	6:03.7	+1:12.5	56			
Ski Time	9:24.7	+1:32.7	60	18:28.2	+3:23.0	59	27:42.3	+5:10.3	58	36:59.7	+7:04.5	60				43:03.4	+8:17.0	59
Shooting	1		2			1			2									6
Range Time	3:01.8	+1:43.3	35	3:58.9	+2:40.0	55	3:02.0	+1:31.3	40	3:54.0	+2:34.1	51				13:56.7	+7:09.8	45
Course Time	7:22.9	+58.0	56	7:04.6	+1:09.7	53	7:12.1	+1:16.0	52	7:23.4	+1:18.7	55	6:03.7	+1:12.5	56	35:06.7	+5:52.2	53



Youth and Junior Biathlon World Championships

HAUTE MAURIENNE FRANCE

24 - 31 January 2004



COMPETITION ANALYSIS / ANALYSE DE LA COMPÉTITION

YOUTH WOMEN 10 km INDIVIDUAL

SUN 25 JAN 2004

START TIME: 12.30 / END TIME: 13.45

Rank	Bib	Name	Nat.		T														
		Loop 1		Loop 2		Loop 3		Loop 4		Loop 5		Result	Behind	Rk.					
		Time	Rank	Time	Rank	Time	Rank	Time	Rank	Time	Rank								
55	33	ROULLET Germaine	ITA		9										49:19.3+12:09.9	55			
Cumulative Time	11:36.8	+3:43.6	55	20:02.2	+4:38.0	34	31:48.2	+7:56.0	52	43:33.5	+11:38.3	55	49:19.3+12:09.9		55				
Loop Time	11:36.8	+3:43.6	55	8:25.4	+54.4	8	11:46.0	+4:19.2	58	11:45.3	+4:15.9	58	5:45.8	+54.6	45				
Ski Time	8:36.8	+44.8	33	17:02.2	+1:57.0	36	25:48.2	+3:16.2	42	34:33.5	+4:38.3	43	40:19.3		+5:32.9	43			
Shooting	3		0			3			3			9							
Range Time	4:42.4	+3:23.9	56	1:51.9	+33.0	9	4:50.7	+3:20.0	58	4:54.6	+3:34.7	60	16:19.6		+9:32.7	57			
Course Time	6:54.4	+29.5	30	6:33.5	+38.6	29	6:55.3	+59.2	41	6:50.7	+46.0	34	5:45.8	+54.6	45	32:59.7	+3:45.2	36	
56	54	NORDLUND Sofia	SWE		10										49:50.8+12:41.4	56			
Cumulative Time	10:36.7	+2:43.5	42	21:06.4	+5:42.2	47	31:38.2	+7:46.0	48	44:11.5	+12:16.3	57	49:50.8+12:41.4		56				
Loop Time	10:36.7	+2:43.5	42	10:29.7	+2:58.7	46	10:31.8	+3:05.0	48	12:33.3	+5:03.9	62	5:39.3	+48.1	=35	39:50.8		+5:04.4	35
Ski Time	8:36.7	+44.7	32	17:06.4	+2:01.2	39	25:38.2	+3:06.2	37	34:11.5	+4:16.3	37	39:50.8		+5:04.4	35			
Shooting	2		2			2			4			10							
Range Time	3:44.5	+2:26.0	48	4:02.1	+2:43.2	56	3:52.4	+2:21.7	52	5:52.3	+4:32.4	64	17:31.3		+10:44.4	60			
Course Time	6:52.2	+27.3	27	6:27.6	+32.7	24	6:39.4	+43.3	26	6:41.0	+36.3	26	5:39.3	+48.1	=35	32:19.5	+3:05.0	28	
57	50	KOVACEC Marina	CRO		6										50:03.8+12:54.4	57			
Cumulative Time	11:10.5	+3:17.3	48	22:19.7	+6:55.5	57	32:46.2	+8:54.0	55	43:59.5	+12:04.3	56	50:03.8+12:54.4		57				
Loop Time	11:10.5	+3:17.3	48	11:09.2	+3:38.2	57	10:26.5	+2:59.7	44	11:13.3	+3:43.9	52	6:04.3	+1:13.1	57	44:03.8		+9:17.4	62
Ski Time	10:10.5	+2:18.5	62	19:19.7	+4:14.5	62	28:46.2	+6:14.2	62	37:59.5	+8:04.3	62	44:03.8		+9:17.4	62			
Shooting	1		2			1			2			6							
Range Time	3:26.0	+2:07.5	36	3:52.4	+2:33.5	53	3:01.4	+1:30.7	38	3:48.2	+2:28.3	48	14:08.0		+7:21.1	46			
Course Time	7:44.5	+1:19.6	62	7:16.8	+1:21.9	58	7:25.1	+1:29.0	57	7:25.1	+1:20.4	=56	6:04.3	+1:13.1	57	35:55.8	+6:41.3	60	
58	2	HRISTOVA Branimira	BUL		10										50:55.1+13:45.7	58			
Cumulative Time	13:02.3	+5:09.1	64	23:37.0	+8:12.8	62	34:22.3	+10:30.1	60	44:59.6	+13:04.4	58	50:55.1+13:45.7		58				
Loop Time	13:02.3	+5:09.1	64	10:34.7	+3:03.7	47	10:45.3	+3:18.5	49	10:37.3	+3:07.9	42	5:55.5	+1:04.3	52	40:55.1		+6:08.7	48
Ski Time	9:02.3	+1:10.3	53	17:37.0	+2:31.8	50	26:22.3	+3:50.3	49	34:59.6	+5:04.4	47	40:55.1		+6:08.7	48			
Shooting	4		2			2			2			10							
Range Time	5:40.9	+4:22.4	65	3:37.3	+2:18.4	41	3:39.5	+2:08.8	47	3:28.9	+2:09.0	34	16:26.6		+9:39.7	58			
Course Time	7:21.4	+56.5	54	6:57.4	+1:02.5	49	7:05.8	+1:09.7	50	7:08.4	+1:03.7	=46	5:55.5	+1:04.3	52	34:28.5	+5:14.0	52	
59	5	RISSEMA Nathalie	NED		11										51:21.4+14:12.0	59			
Cumulative Time	10:51.6	+2:58.4	46	21:09.1	+5:44.9	49	33:44.8	+9:52.6	58	45:41.2	+13:46.0	59	51:21.4+14:12.0		59				
Loop Time	10:51.6	+2:58.4	46	10:17.5	+2:46.5	42	12:35.7	+5:08.9	62	11:56.4	+4:27.0	60	5:40.2	+49.0	38	40:21.4		+5:35.0	44
Ski Time	8:51.6	+59.6	45	17:09.1	+2:03.9	42	25:44.8	+3:12.8	41	34:41.2	+4:46.0	46	40:21.4		+5:35.0	44			
Shooting	2		2			4			3			11							
Range Time	3:41.0	+2:22.5	=46	3:35.7	+2:16.8	40	5:48.9	+4:18.2	63	4:35.7	+3:15.8	56	17:41.3		+10:54.4	61			
Course Time	7:10.6	+45.7	48	6:41.8	+46.9	37	6:46.8	+50.7	36	7:20.7	+1:16.0	53	5:40.2	+49.0	38	33:40.1	+4:25.6	44	
60	24	BENTANCOORT Jesica	ARG		5										52:09.3+14:59.9	60			
Cumulative Time	12:24.9	+4:31.7	61	21:52.7	+6:28.5	55	34:17.6	+10:25.4	59	45:44.0	+13:48.8	60	52:09.3+14:59.9		60				
Loop Time	12:24.9	+4:31.7	61	9:27.8	+1:56.8	29	12:24.9	+4:58.1	60	11:26.4	+3:57.0	55	6:25.3	+1:34.1	=63	47:09.3		+12:22.9	63
Ski Time	10:24.9	+2:32.9	=63	19:52.7	+4:47.5	63	30:17.6	+7:45.6	63	40:44.0	+10:48.8	63	47:09.3		+12:22.9	63			
Shooting	2		0			2			1			5							
Range Time	4:18.6	+3:00.1	53	2:02.6	+43.7	11	4:43.9	+3:13.2	55	3:48.5	+2:28.6	49	14:53.6		+8:06.7	50			
Course Time	8:06.3	+1:41.4	64	7:25.2	+1:30.3	61	7:41.0	+1:44.9	60	7:37.9	+1:33.2	63	6:25.3	+1:34.1	=63	37:15.7	+8:01.2	63	



Youth and Junior Biathlon World Championships

HAUTE MAURIENNE

FRANCE

24 - 31 January 2004



COMPETITION ANALYSIS / ANALYSE DE LA COMPÉTITION

YOUTH WOMEN 10 km INDIVIDUAL

SUN 25 JAN 2004

START TIME: 12.30 / END TIME: 13.45

Rank	Bib	Name	Nat.		T										
		Loop 1		Loop 2		Loop 3		Loop 4		Loop 5		Result	Behind	Rk.	
		Time	Rank	Time	Rank	Time	Rank	Time	Rank	Time	Rank				
61	6	PITON Karolina	POL		10 52:49.5+15:40.1 61										
Cumulative Time	12:11.9	+4:18.7	60	22:59.7	+7:35.5	61	36:21.1	+12:28.9	63	46:37.0	+14:41.8	61	52:49.5	+15:40.1	61
Loop Time	12:11.9	+4:18.7	60	10:47.8	+3:16.8	51	13:21.4	+5:54.6	64	10:15.9	+2:46.5	37	6:12.5	+1:21.3	61
Ski Time	9:11.9	+1:19.9	56	17:59.7	+2:54.5	56	27:21.1	+4:49.1	53	36:37.0	+6:41.8	56	42:49.5	+8:03.1	57
Shooting	3		2			4			1			10			
Range Time	4:49.3	+3:30.8	60	3:39.8	+2:20.9	43	6:03.9	+4:33.2	64	2:56.0	+1:36.1	31	17:29.0	+10:42.1	59
Course Time	7:22.6	+57.7	55	7:08.0	+1:13.1	54	7:17.5	+1:21.4	54	7:19.9	+1:15.2	52	6:12.5	+1:21.3	61
62	13	MIKLOS Zsuzsanna	ROM		11 53:01.6+15:52.2 62										
Cumulative Time	11:53.4	+4:00.2	57	22:53.4	+7:29.2	59	36:09.3	+12:17.1	62	47:13.6	+15:18.4	62	53:01.6	+15:52.2	62
Loop Time	11:53.4	+4:00.2	57	11:00.0	+3:29.0	55	13:15.9	+5:49.1	63	11:04.3	+3:34.9	49	5:48.0	+56.8	46
Ski Time	8:53.4	+1:01.4	46	17:53.4	+2:48.2	52	27:09.3	+4:37.3	52	36:13.6	+6:18.4	52	42:01.6	+7:15.2	51
Shooting	3		2			4			2			11			
Range Time	5:01.7	+3:43.2	62	4:03.8	+2:44.9	57	6:13.8	+4:43.1	65	4:05.3	+2:45.4	52	19:24.6	+12:37.7	65
Course Time	6:51.7	+26.8	25	6:56.2	+1:01.3	48	7:02.1	+1:06.0	47	6:59.0	+54.3	41	5:48.0	+56.8	46
63	17	LUCIC Gorana	BIH		11 54:10.0+17:00.6 63										
Cumulative Time	11:20.3	+3:27.1	=50	24:22.4	+8:58.2	63	34:45.8	+10:53.6	61	47:57.8	+16:02.6	63	54:10.0	+17:00.6	63
Loop Time	11:20.3	+3:27.1	=50	13:02.1	+5:31.1	65	10:23.4	+2:56.6	42	13:12.0	+5:42.6	63	6:12.2	+1:21.0	60
Ski Time	9:20.3	+1:28.3	=58	18:22.4	+3:17.2	57	27:45.8	+5:13.8	60	36:57.8	+7:02.6	59	43:10.0	+8:23.6	60
Shooting	2		4			1			4			11			
Range Time	3:54.4	+2:35.9	50	5:42.4	+4:23.5	65	2:54.1	+1:23.4	34	5:46.9	+4:27.0	63	18:17.8	+11:30.9	63
Course Time	7:25.9	+1:01.0	58	7:19.7	+1:24.8	60	7:29.3	+1:33.2	58	7:25.1	+1:20.4	=56	6:12.2	+1:21.0	60
64	4	CSONKA Brigitte	HUN		10 58:35.5+21:26.1 64										
Cumulative Time	13:24.9	+5:31.7	65	25:42.3	+10:18.1	65	37:05.3	+13:13.1	64	51:27.7	+19:32.5	64	58:35.5	+21:26.1	64
Loop Time	13:24.9	+5:31.7	65	12:17.4	+4:46.4	63	11:23.0	+3:56.2	54	14:22.4	+6:53.0	65	7:07.8	+2:16.6	65
Ski Time	10:24.9	+2:32.9	=63	20:42.3	+5:37.1	64	31:05.3	+8:33.3	64	41:27.7	+11:32.5	64	48:35.5	+13:49.1	65
Shooting	3		2			1			4			10			
Range Time	5:04.3	+3:45.8	63	3:57.9	+2:39.0	54	3:01.5	+1:30.8	39	5:58.2	+4:38.3	65	18:01.9	+11:15.0	62
Course Time	8:20.6	+1:55.7	65	8:19.5	+2:24.6	65	8:21.5	+2:25.4	65	8:24.2	+2:19.5	65	7:07.8	+2:16.6	65
65	8	CORNEJO Mariela	ARG		12 59:59.1+22:49.7 65										
Cumulative Time	13:36.9	+5:43.7	66	26:54.2	+11:30.0	66	41:27.9	+17:35.7	66	53:33.8	+21:38.6	66	59:59.1	+22:49.7	65
Loop Time	13:36.9	+5:43.7	66	13:17.3	+5:46.3	66	14:33.7	+7:06.9	66	12:05.9	+4:36.5	61	6:25.3	+1:34.1	=63
Ski Time	10:36.9	+2:44.9	65	20:54.2	+5:49.0	65	31:27.9	+8:55.9	65	41:33.8	+11:38.6	65	47:59.1	+13:12.7	64
Shooting	3		3			4			2			12			
Range Time	5:36.2	+4:17.7	64	5:44.0	+4:25.1	66	6:52.6	+5:21.9	66	4:25.5	+3:05.6	53	22:38.3	+15:51.4	66
Course Time	8:00.7	+1:35.8	63	7:33.3	+1:38.4	64	7:41.1	+1:45.0	61	7:40.4	+1:35.7	64	6:25.3	+1:34.1	=63
66	27	PALOTAI Gabriella	HUN		11 1:00:47.7+23:38.3 66										
Cumulative Time	12:51.4	+4:58.2	63	25:16.9	+9:52.7	64	38:54.8	+15:02.6	65	53:22.1	+21:26.9	65	1:00:47.7	+23:38.3	66
Loop Time	12:51.4	+4:58.2	63	12:25.5	+4:54.5	64	13:37.9	+6:11.1	65	14:27.3	+6:57.9	66	7:25.6	+2:34.4	66
Ski Time	10:51.4	+2:59.4	66	21:16.9	+6:11.7	66	31:54.8	+9:22.8	66	42:22.1	+12:26.9	66	49:47.7	+15:01.3	66
Shooting	2		2			3			4			11			
Range Time	3:59.3	+2:40.8	52	3:46.9	+2:28.0	49	5:03.2	+3:32.5	61	5:46.5	+4:26.6	62	18:35.9	+11:49.0	64
Course Time	8:52.1	+2:27.2	66	8:38.6	+2:43.7	66	8:34.7	+2:38.6	66	8:40.8	+2:36.1	66	7:25.6	+2:34.4	66





Youth and Junior Biathlon World Championships

HAUTE MAURIENNE

FRANCE

24 - 31 January 2004



COMPETITION ANALYSIS / ANALYSE DE LA COMPÉTITION

YOUTH WOMEN 10 km INDIVIDUAL

SUN 25 JAN 2004

START TIME: 12.30 / END TIME: 13.45

LEGEND

RK. Rank **T** Total penalties

